



Warrant conversion(E7W) to shares (E7) – Q&A and How to Subscribe

Before filling the application, please read how to subscribe page and the terms and conditions of the warrant conversion.

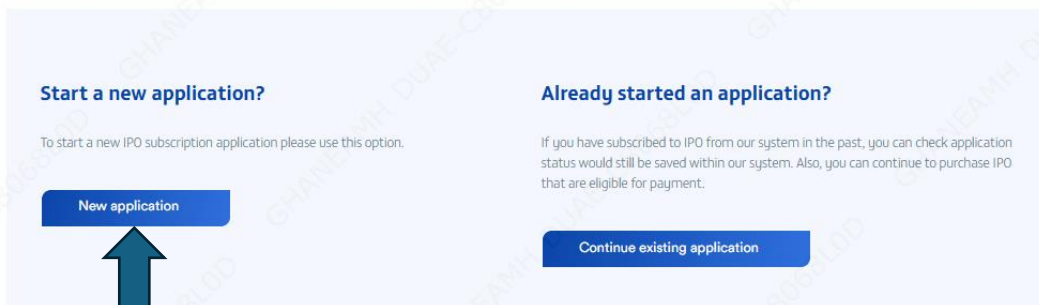

	Section No.1 - Questions and answers for warrant conversion
1	Has E7 GROUP (formerly ADC)’s business combination and PIPE transaction been completed?
A	Yes, E7 GROUP (formerly ADC) has completed its business combination and PIPE transaction. SCA approval for both these transactions was received on 7th November, 2023
2	When can the warrants be exercised?
A	The warrants are open now to exercise. Warrants can be exercised by investors up until 36 months from completion of the business combination, i.e. from 7th December 2023 up until 6th December 2026, subject to other conditions stipulated in the ADC (Now E7 Group) prospectus.
3	What type of conversion of warrants is available to the investors?
A	Only on “Cashless basis.” If holders exercise their warrants conversion, E7 GROUP will convert them only on a “cashless basis”, as explained below.
4	How does the “cashless basis” warrant conversion work?
	The cashless basis works as follows:
	<ul style="list-style-type: none"> • Investor to exercise his/her warrant to the extent he/she wants to convert them into shares. • The conversion price will be determined based on the average weighted market price for 10 trading days prior to 3 trading days of request for conversion.
	<u>For Example:</u>
	<ul style="list-style-type: none"> • If the 10-day VWAP is AED 1.50 and the E7 Group Warrant conversion strike price is AED 1.15 then AED 0.35 cash is available to the Investor per warrant and because of E7 Group shares split in a ratio of 10:1 the value will be multiplied by 10. (AED (1.50 – 1.15) * 10 = AED 3.5) • If an investor exercises 1,000 warrants conversion, then the value cash available is - 1000 *3.5 = AED 3500 and the investor would get AED 3500/1.5 = 2333.333 shares and the fraction has to be rounded upwards then the warrants holder is eligible for 2334 shares.
5	How do I submit my warrant conversion request and how do I know the weighted average price?
A	FAB is appointed as Agent Bank, please visit E7 GROUP (formerly ADC) Warrant Conversion and refer to “How to subscribe for warrants conversion to shares” section below.

6	How many days it will take for receiving shares and where will those shares be deposited?
A	After submission of the subscription application, the Company will obtain Regulator's approval and process the conversion of the warrants into shares. Once the ADX and Regulator's approval are received, the shares will be credited to the investor's ADX CSD account within 5 working days, and later on, the investor has to get it transferred to his trading account for trading in such shares.
	SECTION – 2 – How to convert warrants to shares?
7	How to convert E7 GROUP warrants to shares?
	Please login to the FAB webpage link: E7 GROUP (formerly ADC) Warrant Conversion Choose the language (English / Arabic) as shown in the examples in the below pages and proceed to apply.
8	What are the pre-requisites for applying for conversion of warrants?
	Prior to submission of the request to FAB, please ensure to transfer your warrants from your broker account to ADX CSD without which, your application for conversion will not be processed. For transferring your warrants, please use one of the below options: <ul style="list-style-type: none"> • Via ADX SAHMI application. Please refer to "Stock Movement Request" chart on the last page • Via brokerage firms – Brokerage firm's online solutions (smart applications or websites) • Via contacting the customer service desk of the brokerage firms.
9	How much amount I need to remit for conversion?
A	No Payments is required from the investor.
10	How do I know, what is the current applicable price and how many shares I will be eligible for my conversion?
	Please visit: E7 GROUP (formerly ADC) Warrant Conversion Please click on the Eligible Price for conversion page and you can see the price applicable for conversion and input the no. of warrants you want to convert and see the shares you are eligible for.
11	Whom do I contact for any further information / Clarifications?
A	Please contact FAB Call Centre No. 026161800 or e-mail: IPO.online@bankfab.com

Online request submission - illustration of screens for ready reference:

Click here: E7 GROUP (formerly ADC) Warrant Conversion

1. Select New application:



2. Select E7 Group- Formally ADC – Warrant Conversion:

IPO Subscription

[How To Subscribe >](#)

[E7 Group \(formerly ADC\)- Warrant conversion to Shares >](#)

NIN Verification

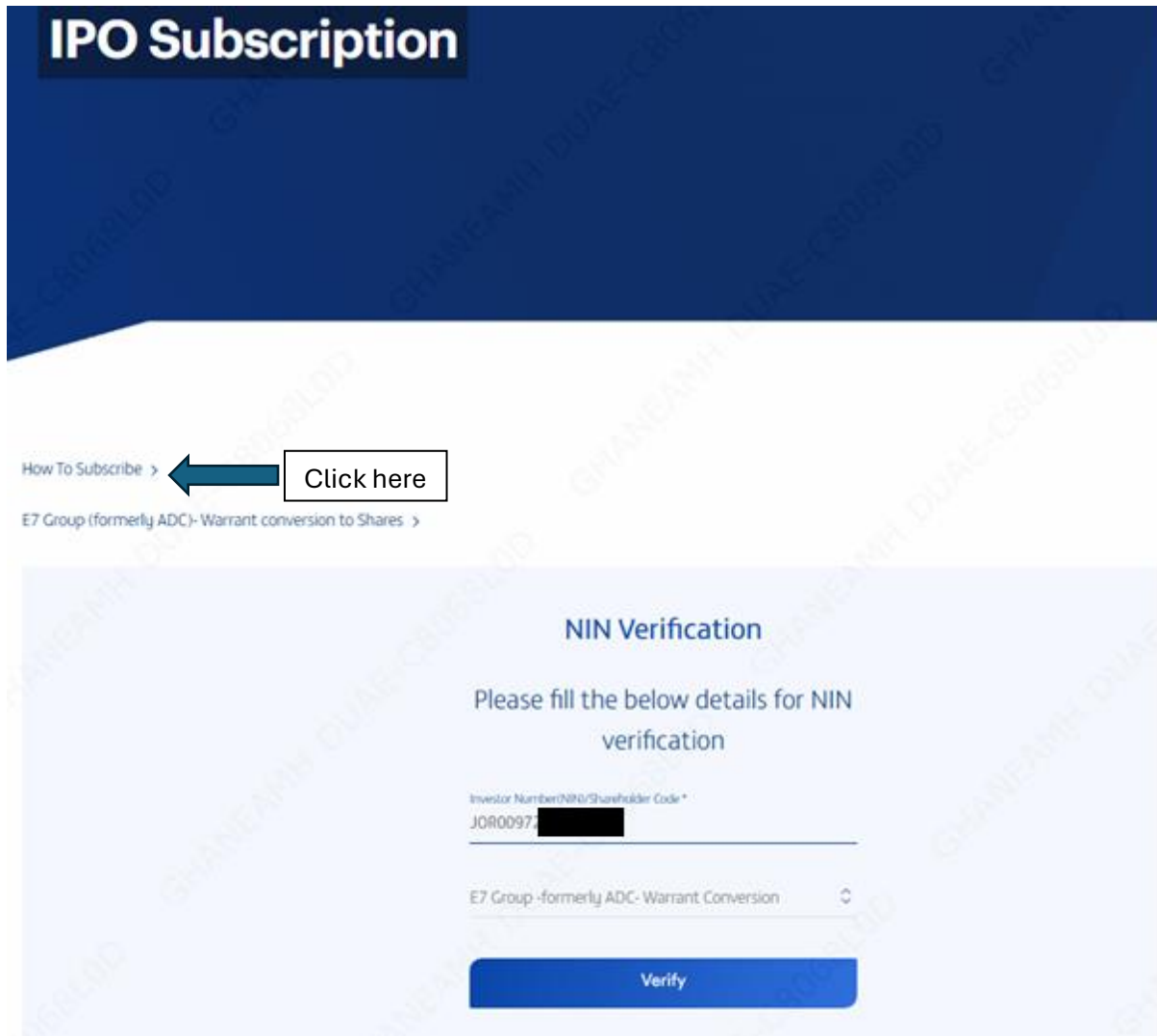
Please fill the below details for NIN verification

Investor Number(NIN)/Shareholder Code*
JOR00972 [REDACTED]

Select → E7 Group -formerly ADC- Warrant Conversion

Verify

3. Click how to subscribe to view the Q&A and the steps of how to submit the request



4. Select "E7 Group (Formally ADC) Warrant conversion to shares, to know the VWAP price and no. of shares after conversion:



IPO Subscription

[How To Subscribe >](#)

[E7 Group \(formerly ADC\)- Warrant conversion to Shares >](#)

NIN Verification

Please fill the below details for NIN verification

Investor Number(NIN)/Shareholder Code*

JOR009

E7 Group -formerly ADC- Warrant Conversion

Verify

5. Enter your ADX NIN:

IPO Subscription

[How To Subscribe >](#)

[E7 Group \(formerly ADC\)- Warrant conversion to Shares >](#)

NIN Verification

Please fill the below details for NIN verification


Investor Number/NIN/Shareholder Code *

JOR009

E7 Group -formerly ADC- Warrant Conversion

Verify

Enter NIN here



6. You will receive an OTP on your mobile registered with ADX, Enter OTP:

IPO Subscription

[How To Subscribe >](#)

[E7 Group \(formerly ADC\)- Warrant conversion to Shares >](#)

Check your mobile

We have sent you a 6-digit verification code to your mobile number. In the event that you did not receive the OTP on time, please refer to the security market in order to update your information or you may call 026161800 for more information.

Verification code

[Continue \(01:56\)](#)

Didn't receive the code? [Send a new code](#)

Enter NIN here

7. Fill out the required information below and click subscribe:

How to Subscribe >

E7 Group (formerly ADC) - Warrant conversion to Shares >

Subscribe now

Applicant Name jafid alshaykh@adco.gulfair	Residence UAE	Birth Date 19/2/12/05
Company Name * E7 Group (formerly ADC) - Warrant Conversion	Applicant Nationality JOM	Contracted No F20467102
Invoice Number/ID/Shareholder Code * J00009721029487	Request No null	Family No
Country * UAE	Applicant City * Dubai	Mobile * 5865
Individual <input type="radio"/>	Mobile * 054 [REDACTED]	Emirate/State
Branch Code * <input type="radio"/>	Branch type * <input type="radio"/>	Bank Name <input type="radio"/>
SWIFT Code	Subscribed Shares* 1,175	Bank Account No *
Email *	Subscribed Amount * 1,175	Account holder Name *
Payment Reference *	ISIN Number *	
	Document upload *	
	<div style="border: 1px solid #ccc; padding: 10px; text-align: center;">Upload or Drag/Drop files</div>	
	<input type="checkbox"/> By submitting this application, I/we adhere to the of the IPO/Rights and a copy of payment confirmation. *	
	<div style="background-color: #007bff; color: white; padding: 5px; text-align: center; width: fit-content; margin: 0 auto;">Subscribe</div>	

Click here 

8. You will get confirmation that your application has been submitted successfully, click on download to print your confirmation.

بنك أبوظبي الأول
FAB
First Abu Dhabi Bank

IPO Subscription

How To Subscribe >

E7 Group (formerly ADC) - Warrant conversion to Shares >

Complete your subscription!

✔ Your request is successfully submitted and reference No **100000123005** . Next step is to pay for your subscribed IPO, clicking PAY button will take you to your online banking.

Click here → Click to download: [IPO Application.pdf](#)

Note:

No payment is required for conversion request, submitting the request is 100% free of charge.