

## Contents

UAEPGS With FAB bank and UAE BANKs .....	1
1.Enter Login Details and Click on Verify.....	2
2.Enter Subscription Details and Click on Subscribe. ....	3
3.Subscription Acknowledgement.....	4
4.Click on Pay Button.....	5
4.Enter you Internet Banking credentials. ....	6
5. Payment Acknowledgement.....	8
3.Subscription Acknowledgement.....	9
FTS transaction with OTHER bank .....	10
1.Enter Login Details. ....	11
2.Enter Subscription Details and Click on Subscribe. ....	12
3.Subscription Acknowledgement.....	15

**Important Note:** FAB customers can use Mobile banking to subscribe with open limit on the amount.

## UAEPGS With FAB bank & UAE Banks

If Your bank account is with one of the following Banks, please follow the steps below, if your bank is not in the below list, please go to page 10.

- First Abu Dhabi Bank
- Abu Dhabi Commercial Bank
- Ajman Bank
- Arab Bank PLC
- Barclays Bank
- Citibank NA
- Commercial Bank International PSC
- Commercial Bank of Dubai
- Dubai Islamic Bank
- EmiratesNBD Bank PJSC
- HSBC Bank Middle East
- Standard Chartered Bank
- United Arab Bank

1. Enter Login Details and Click on Verify.



NIN Verification

Please fill the below details for NIN verification

Investor Number/NIN/Shareholder Code \*

EC

Gate: DFM UAT

Verify



NIN Verification

Please fill the below details for NIN verification

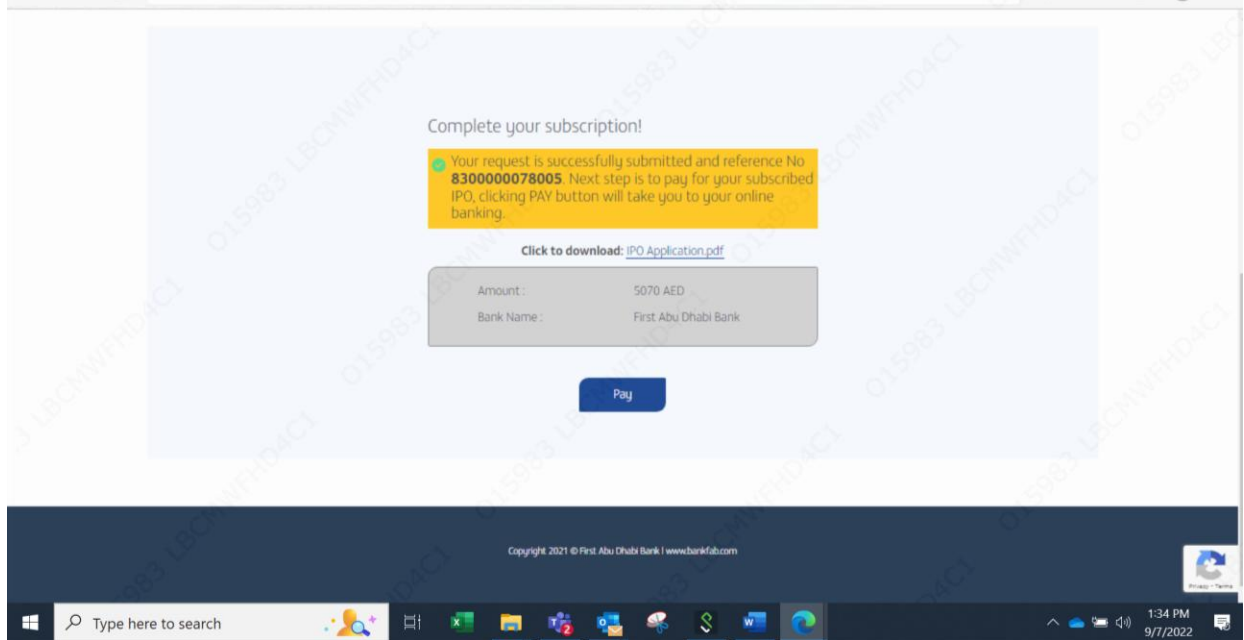
Investor Number/NIN/Shareholder Code \*

EC

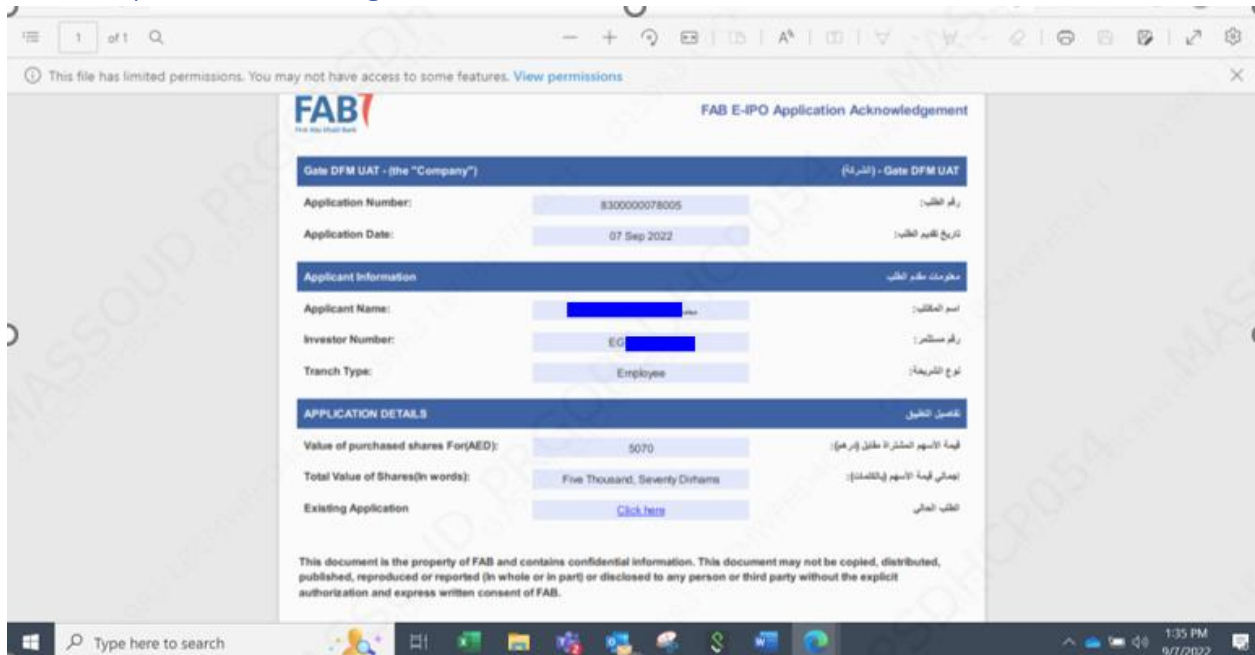
Gate: DFM UAT



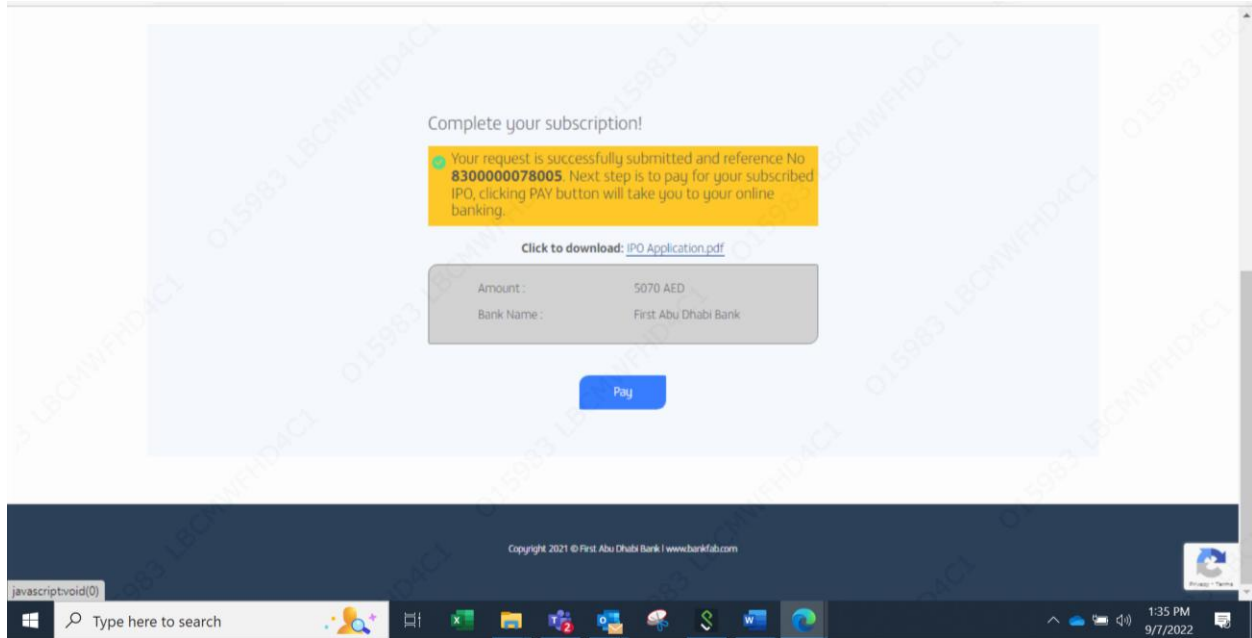




### 3.Subscription Acknowledgement.



4. Click on Pay Button.



Complete your subscription!

Your request is successfully submitted and reference No. **830000078005**. Next step is to pay for your subscribed IPO, clicking PAY button will take you to your online banking.

Click to download: [IPO Application.pdf](#)

Amount :	5070 AED
Bank Name :	First Abu Dhabi Bank

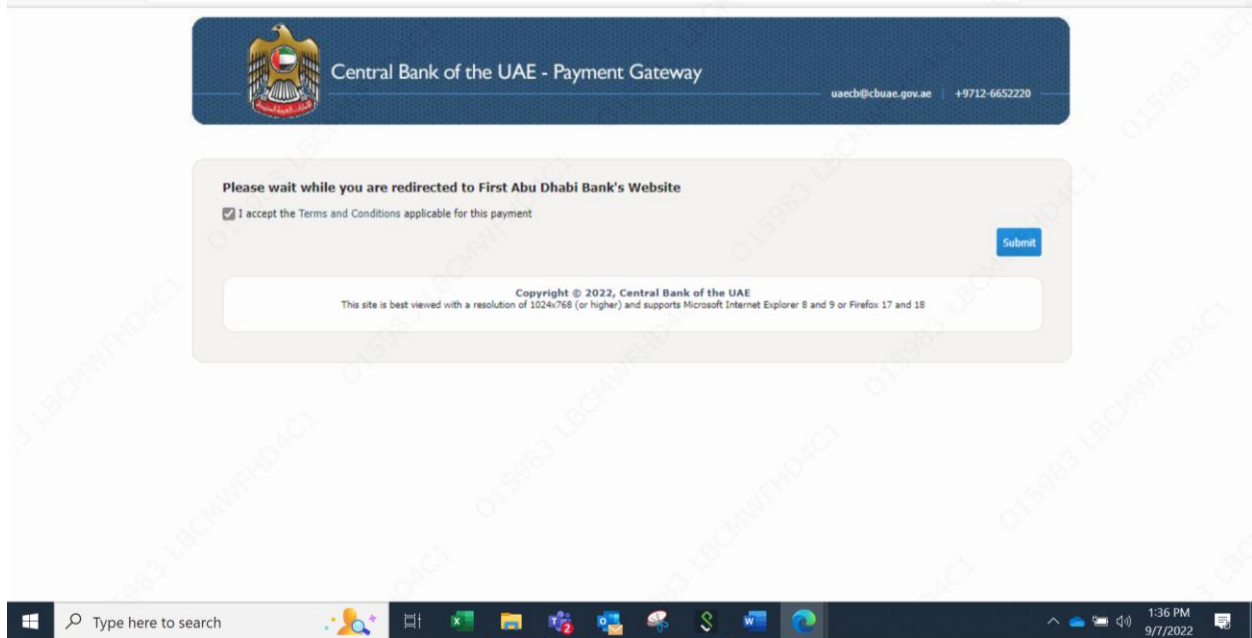
Pay


Copyright 2021 © First Abu Dhabi Bank | www.bankfab.com

javascript:void(0)

Type here to search

1:35 PM 9/7/2022



 Central Bank of the UAE - Payment Gateway

uae@cbuae.gov.ae | +9712-6652220

Please wait while you are redirected to First Abu Dhabi Bank's Website

I accept the Terms and Conditions applicable for this payment

Submit

Copyright © 2022, Central Bank of the UAE  
This site is best viewed with a resolution of 1024x768 (or higher) and supports Microsoft Internet Explorer 8 and 9 or Firefox 17 and 18

Type here to search

1:36 PM 9/7/2022

#### 4. Enter IB details.

**FAB** Grow Stronger  
عربي

## Welcome to FAB Experience the new Banking era

### Login

You need to be registered to FAB Online Banking to use this service.

If you are not an FAB Online Banking Customer and would like to register, click [here](#).

4162107

.....

**LOGIN**

[Forgot Password?](#)

Copyright (c) 2017 First Abu Dhabi Bank. All Rights Reserved.

1 Payment Details 2 Review 3 Authentication

### Payment Details

From Account Number  
Current Account 1001004

Currency: AED Amount: 5,072.00

Merchant Name: FABESUBSCRIPTIONS2

Service Description: IPO purchase transaction

Date of Payment: 07 September 2022

**CANCEL** **NEXT**

FAB Online Merchant Payment

Payment Details      2 Review      2 Authentication

### Payment Details

From Account Number  
Current Account 1001004 [REDACTED]

Currency      Amount  
AED      5,072.00

Merchant Name  
FABESU [REDACTED]

Service Description  
IPO purchase transaction

Date of Payment  
07 September 2022

BACK      CONFIRM

Taskbar: Type here to search, 1:37 PM 9/7/2022

FAB Grow Stronger

FAB Online Merchant Payment

Payment Details      Review      2 Authentication

### One Time Password

Check your mobile (+97154\*\*\*\*42) or your email (s\*\*\*\*\*n@bankfab.com), as we have sent you a Verification Code.

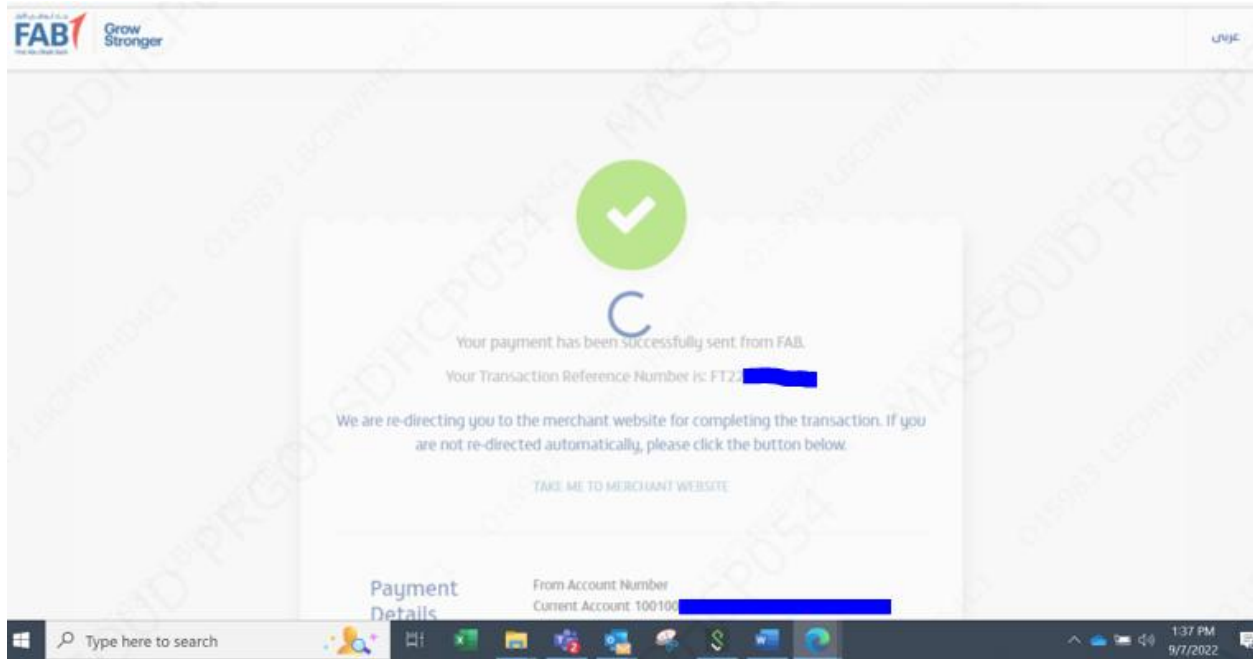
8 9 1 9 5 8

Your OTP is valid for 01:41 Minutes

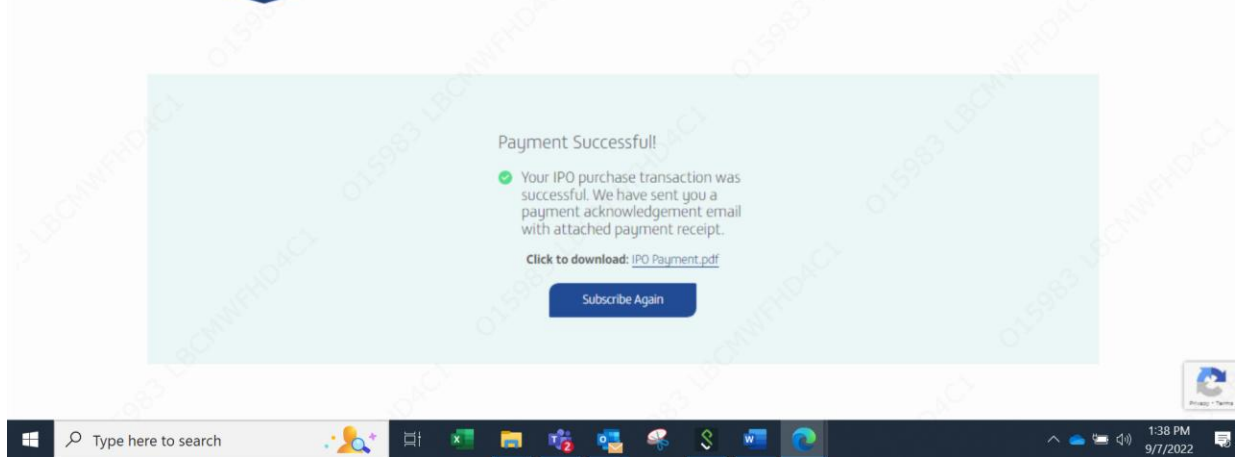
BACK      RESEND

Taskbar: Type here to search, 1:37 PM 9/7/2022

## 5. Payment Acknowledgement.



The screenshot shows the FAB website's payment acknowledgement page. At the top left is the FAB logo with the tagline "Grow Stronger". A green checkmark icon is prominently displayed. Below it, the text reads: "Your payment has been successfully sent from FAB. Your Transaction Reference Number is: FT25 [redacted]". A message follows: "We are re-directing you to the merchant website for completing the transaction. If you are not re-directed automatically, please click the button below." A button labeled "TAKE ME TO MERCHANT WEBSITE" is visible. At the bottom, "Payment Details" are shown, including "From Account Number" and "Current Account: 100100 [redacted]". The Windows taskbar at the bottom shows the search bar, taskbar icons, and system tray with the time 1:37 PM on 9/7/2022.



The screenshot shows a "Payment Successful" message in a light green box. The text reads: "Payment Successful! Your IPO purchase transaction was successful. We have sent you a payment acknowledgement email with attached payment receipt." Below this, there is a link: "Click to download: [IPO Payment.pdf](#)". At the bottom of the box is a button labeled "Subscribe Again". The Windows taskbar at the bottom shows the search bar, taskbar icons, and system tray with the time 1:38 PM on 9/7/2022.

1 of 1

FAB E-IPO Payment Acknowledgement

**FAB** بنك أبوظبي الأول

---

**Gate DFM UAT - (the "Company")** (الشركة) - Gate DFM UAT

Application Number: 830000078005 رقم التطبيق  
 Application Date: 07 Sep 2022 التاريخ لتقديم الطلب

---

**Applicant Information** معلومات مقدم الطلب

Applicant Name: [Redacted] اسم مقدم الطلب  
 Investor Number: EG [Redacted] رقم مستثمر  
 Retrieval Reference Number: 220907266468 الرقم المرجعي

---

**APPLICATION DETAILS** تفاصيل الطلب

Value of purchased shares For(AED): 5,070 قيمة الأسهم المشتقة بما (إجمالي)  
 Total Value of Shares(In words): Five Thousand, Seventy Dirhams إجمالي قيمة الأسهم (بالكلمات)


---

**Method of Payment** طريقة الدفع

Name of Issuing Bank: First Abu Dhabi Bank اسم البنك Issuer Name: DFM CDS اسم الوسيط Account: Account  
 Debit my account with Receiving Bank: First Abu Dhabi Bank الخصم من حسابي لدى البنك Payment Submitted Date: 07 Sep 2022 التاريخ المقدم

---

**For the Receiving Bank** بنك الاستقبال

Authorized Signature & Branch Stamp:  التوقيع المصدق وخطم الفرع

## FAB – E- subscription for Subscription

Before submitting subscription application via FAB Electronic Platform, Please ensure the following:

1. Ensure that you have registered your mobile number with ADX against your NIN with ADX for receiving OTP for verification
2. Ensure to transfer the subscription amount through following
  - a. Online Transfer via UAE FTS Payment/ FAB online/mobile banking - Steps (INSIDE UAE)
    - Please use “Payment Purpose Code” as “Subscription” or Others and include NIN number.
    - Subscriber to remit funds, first, in full without deduction of any Foreign Bank charges.
    - Please mention “NIN Number, Broker Name and mobile Number under “Remittance Instructions” field or in “Remarks”
  - b. SWIFT Payment Steps (OUTSIDE UAE)
    - Select Payment message MT103
    - Capture in Field 70 relevant “NIN Number, Broker Name, mobile number, amount of subscription applied for”
3. Upon completion of transferring the subscription amount, you must keep a copy of the payment receipt / payment confirmation to upload along with the subscription application.

IMPORTANT NOTE: Last Day for receiving FTS/ SWIFT/FAB Channels remittances is **13<sup>th</sup> NOV 2025 at 01:00 PM**. Please note that if the funds are received after the cutoff date and time, the same will be rejected and returned. Please allow for 12 to 24 hours for the funds to be transferred to the beneficiary account. Please schedule your subscription early accordingly.

### 4.Details for subscription funds transfer:

BANK NAME: First Abu Dhabi Bank PJSC

IBAN: **AE210351000301117740002**

**Note: Please transfer the amount only if your bank is not in the list of banks listed in page 1. In the event that you do not comply with the said procedures, the subscription application shall be considered incorrect and inadmissible.**

Beneficiary Account Name: **FAB IPO online**

Subscription Currency: AED

Account Number: **AED117740002**

SWIFT Code: NBADAEAASSD

After completing the funds transfer to FAB account as indicated above, please visit the website <https://www.bankfab.com/en-ae/cib/iposubscription>

Choose the language (English / Arabic)

1. Enter your ADX investor number (NIN).  
Select Company (**Chimera UCITS ICAV**).
2. Click “Verify”
3. You will receive a text message containing your OTP on your mobile number registered with ADX.
  - a) If you did not receive the text message on time, you must visit the ADX to verify your information and your mobile number.
  - b) You can contact ADX customer service on 800239 visit ADX customer service desk.
4. When you receive your OTP, you will enter the 6-digit number in the space provided for that.
5. After entering your OTP correctly, you will directly move the page of your data as it is registered in the security market.
6. You must fill in all the required information, which will appear in red if not completed.
7. You must ensure that the data entered are accurate and correct.
8. Important data that must be carefully entered are:
  - a) Selection of Tranche:
    - i. Retail Tranche.
  - b) Select the Broker:

A list of brokers with whom you have a trading account number in the Abu Dhabi Securities Exchange will appear to you, in addition to the option of ADX Registry.

- i. You must choose one of the registered brokers.
- ii. In case you do not have a broker with the ADX, or if you wish not to list the shares allocated to you upon listing under any of the brokers, you can choose the "ADX Registry".

c) It will show you the mobile number, the PO Box number, the city and the country. If you wish to amend this data, you can do so by entering the new data.

Note: The modified data will be only used for the purpose of this subscription and will not affect your data registered in the security market.

d) Your bank account details:

- i. Bank Name.
- ii. IBAN Number.
- iii. Account Number.

e) Subscription amount (The amount to be subscribed must be exactly equal to the amount that you transferred to the bank account)

f) Payment reference number.

g) upload payment receipt.

h) After completing all the data entry, you must click on "Subscribe" to submit the application.

- i) A message will appear to you containing your subscription application number (Please keep this number for any further inquiries)

## FTS transaction with OTHER bank (NONE UAEPGS)

1.Enter Login Details.

The screenshot shows a web browser window displaying a "NIN Verification" form. The form is titled "NIN Verification" and includes the instruction "Please fill the below details for hln verification". It contains three input fields: "Investor Number/NIN/Shareholder Code\*" with the value "EG1", "Gate DFM UAT", and a "Verify" button. The footer of the browser window shows "Copyright 2021 © First Abu Dhabi Bank | www.bankfab.com". The Windows taskbar at the bottom shows the search bar and system tray with the time "1:56 PM 9/7/2022".


The screenshot shows a web browser window displaying a "Subscribe now" form. The form is divided into three columns of input fields. The first column includes fields for "Full Name", "Company Name", "Investor Number/NIN/Shareholder Code\*", "Country", "Individual", "DFM CDS Account", "SWIFT Code (For Refund)", "Email", and "Payment Reference". The second column includes fields for "Birth Place", "Applicant Nationality", "Request No", "Applicant City", "Mobile", "Employer", "Amount Applied", and "IBAN Number (For Refund)". The third column includes fields for "Birth Date", "Commercial No", "Family No", "PO Box", "Emirate/State", "First Abu Dhabi Bank", "Account Number (For Refund)", and "Account Holder Name (For Refund)". The Windows taskbar at the bottom shows the search bar and system tray with the time "1:34 PM 9/7/2022".


## 2. Enter Subscription Details and Click on Subscribe.


**Subscribe now**

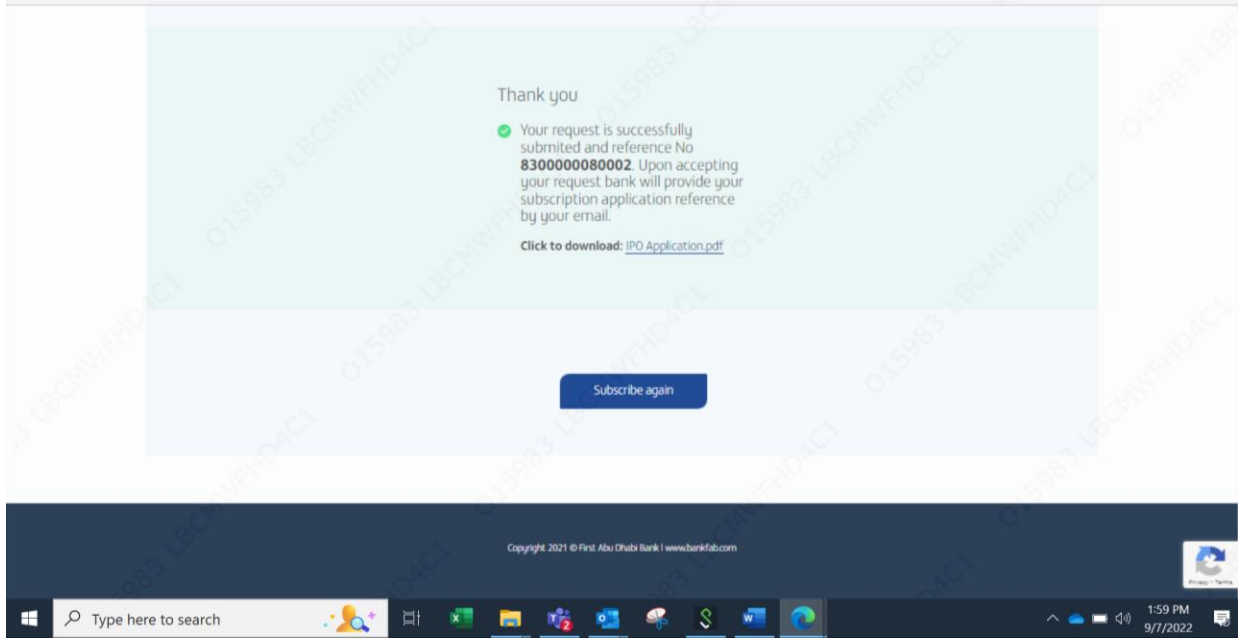
Applicant Name محمد بن محمد	Birth Place UAE	Birth Date 01/18/1982
Company Name* Gate DFM UAT	Applicant Nationality EG	Commercial No
Investor Number (NIN)/Shareholder Code* EG [REDACTED]	Passport No 1456351	Family No
Country* UAE	Applicant City* DUBAI	PO Box* 9700
Individual	Mobile* 05 [REDACTED]	Emirate/State
DFM CDS Account	Employee	Others
SWIFT Code (For Refund)	Amount Applied* 50780	Account Number (For Refund)* 40317 [REDACTED]
Email* sumi@ [REDACTED]	IBAN Number (For Refund)* AE69035 [REDACTED]	Account Holder Name (For Refund)* DemoOthers
FTG [REDACTED]		

Document Upload \*

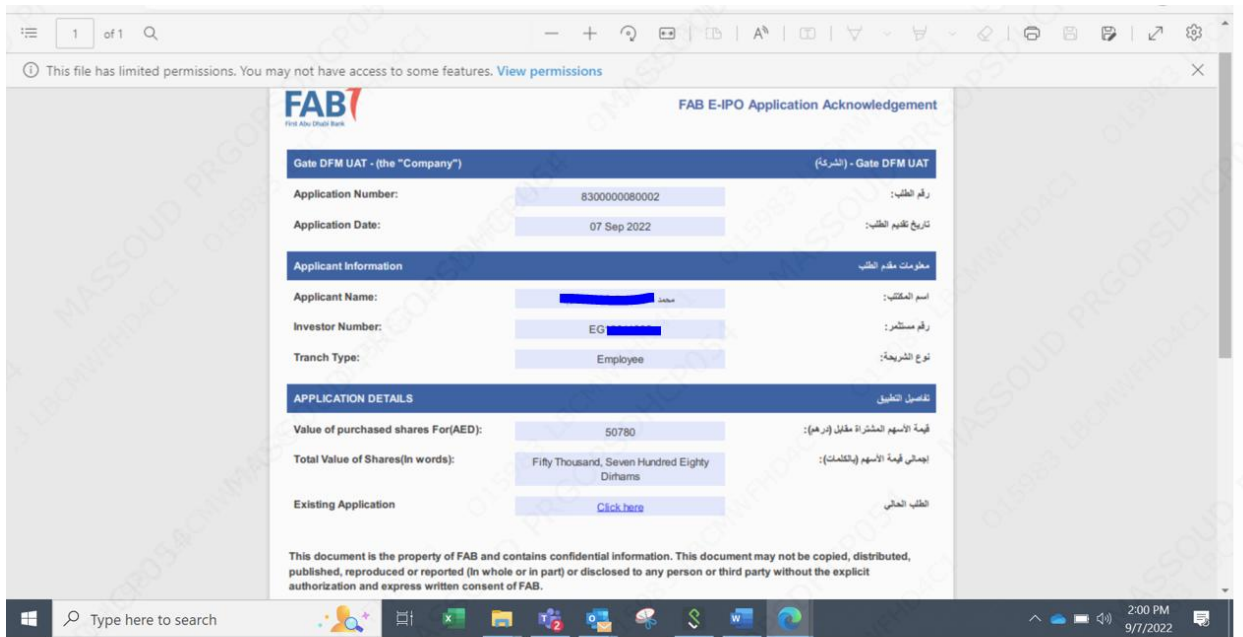


SWIFT Code (For Refund)	Amount Applied* 50780	Account Number (For Refund)* 4031 [REDACTED]
Email* sumishtha.chakraborty@bankfab.com	IBAN Number (For Refund)* AE69035403 [REDACTED]	Account Holder Name (For Refund)* DemoOthers
Payment Reference* FTG [REDACTED]		
Document Upload *		
		
<input checked="" type="checkbox"/> By submitting this application, I/we adhere to the terms and conditions of the IPO/Rights and a copy of payment confirmation.*		
<a href="#" style="background-color: #007bff; color: white; padding: 10px 20px; text-decoration: none;">Subscribe</a>		





### 3.Subscription Acknowledgement.



Important note:

In case your mobile phone number, which is registered with ADX Market, is outside of UAE, please do the following:

1. Carry out the process of transferring the amount to be subscribed according to steps 1-4 set out above.
2. Download the subscription application for **(Chimera UCITS ICAV)**. by clicking on the subscription request option.
3. Complete and sign the subscription application.
4. Send the subscription application, a copy of the passport or Emirates ID, as well as the payment receipt to the e-mail [IPO.online@bankfab.com](mailto:IPO.online@bankfab.com)